

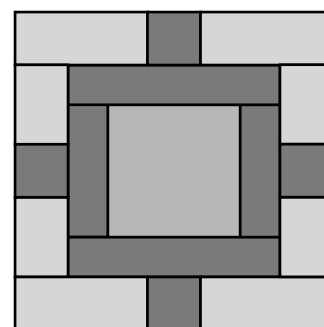
# Ode to our National Parks

## Block 1/9 – The Master List

Hosted by Pat Sloan At [lovetomakequilts.com](http://lovetomakequilts.com)

We kick off the 'Ode to our National Parks' by looking at what makes up our park system.

There are 430 individual units covering more than 85 million acres in all 50 states, the District of Columbia, and US territories.



**Block is 12.5" x 12.5"**  
Finished size 12" x 12"

Just 63 have the "National Park" designation in their names.

The others fall into categories such as National Battlefields, National Historic Sites, National Monuments, National Seashores, and National Recreation Areas.

When you make your block share with me the last National park you visited!

Enter your email for my notice of each new block release & join my online group to share with everyone!

## Cutting Directions

### Light fabrics

- Cut 4 strips 2.5" x 5.5"
- Cut 4 strips 2.5" x 3.5"

### Medium Fabric

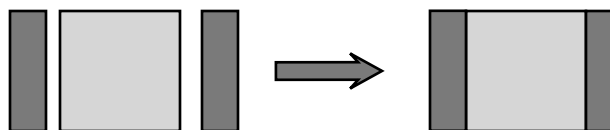
- Cut 1 squares 5.5" x 5.5"

### Dark Fabric

- Cut 2 strips 2" x 8.5"
- Cut 2 strips 2" x 5.5"
- Cut 4 squares 2.5" x 2.5"

## Directions

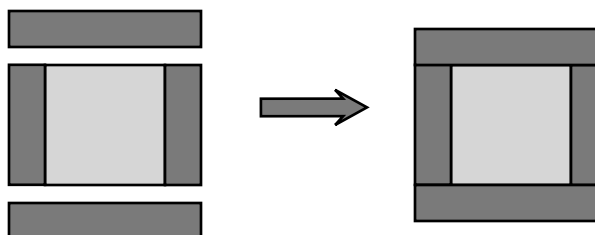
- 1) Following the Diagram, sew the dark 2" x 5.5" strips To the side of the Medium square



- 2) Following the Diagram, sew the dark 2" x 8.5" strips To the side of the Medium square

Measure to 8.5" x 8.5"

Make 1 unit



**Pat Sloan** the voice of quilting™  
[www.patsloan.com](http://www.patsloan.com)

I hope you enjoy making this quilt. These instructions may not be reproduced by any mechanical or electronic means, including photocopying.

Making copies for any purpose other than your own personal use is a violation of copyright laws. ©2024 Pat Sloan & Co. LLC, All rights reserved.

*I Love to Make Quilts.com*


A site for Passionate Quilters  
Hosted by Pat Sloan

# Ode to our National Parks

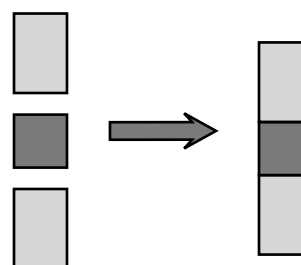
## Block 1/9 – The Master List

### Directions

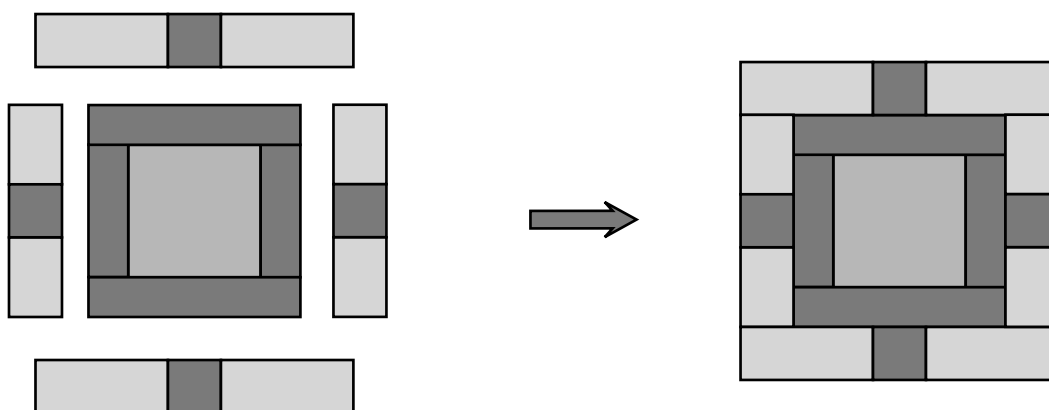
3) Following the diagram sew the 5.5" light strips on either side of the dark 2.5" square  
 Measures 2.5" x 12.5"  
 Make 2



4) Following the diagram sew 3.5" light strips on either side of the dark 2.5" square  
 Measures 2.5" x 8.5"  
 Make 2



5) Following the diagram, Assemble the block by sewing the 8.5" units to the sides  
 Sew the 12.5" units to the top and bottom  
 Make 1  
 Measures 12.5" x 12.5"



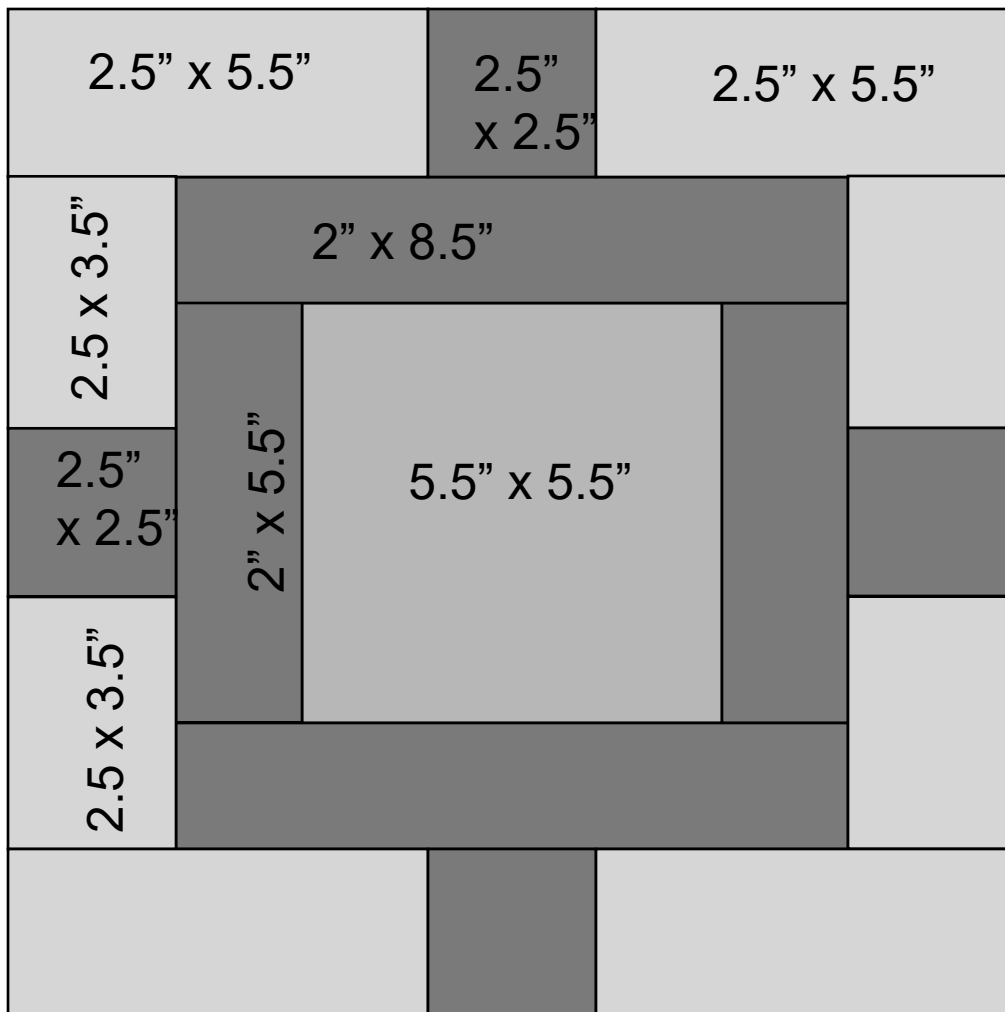
I hope you enjoy making this quilt. These instructions may not be reproduced by any mechanical or electronic means, including photocopying. Making copies for any purpose other than your own personal use is a violation of copyright laws. ©2024 Pat Sloan & Co. LLC, All rights reserved.

# Ode to our National Parks

## Block 1/9 – The Master List

### Unfinished / CUTTING Sizes

See directions for more details



**Block is 12.5" x 12.5"**


IN the Quilt it is finished size 12" x 12"

I hope you enjoy making this quilt. These instructions may not be reproduced by any mechanical or electronic means, including photocopying. Making copies for any purpose other than your own personal use is a violation of copyright laws. ©2024 Pat Sloan & Co. LLC, All rights reserved.

*Pat Sloan* the voice of quilting™  
www.patsloan.com

(Page - 3)

# Ode to our National Parks



**BONUS PROJECT using  
Block 1/9 – The Master List  
48.5” x 60.5” - 20 Blocks**


I hope you enjoy making this quilt. These instructions may not be reproduced by any mechanical or electronic means, including photocopying. Making copies for any purpose other than your own personal use is a violation of copyright laws. ©2024 Pat Sloan & Co. LLC, All rights reserved.

*Pat Sloan* the voice of quilting™  
www.patsloan.com

**(Page -4)**

# Ode to our National Parks

## Block 1/9 – The Master List



### BONUS Project Coloring Page

I hope you enjoy making this quilt. These instructions may not be reproduced by any mechanical or electronic means, including photocopying. Making copies for any purpose other than your own personal use is a violation of copyright laws. ©2024 Pat Sloan & Co. LLC, All rights reserved.

*Pat Sloan* the voice of quilting™  
www.patsloan.com

